



High Aspirations, Bright Futures

Meadowhead Juniors Primary School

Art Long term Overview



Art Long Term Overview

EYFS	<ul style="list-style-type: none">• Experiment with colour mixing using a variety of tools• Work from imagination and observation• Draw using a range of tools and media• Create drawings that tell a story• Explore, make and create patterns through first hand experiences• Hold discussions around children's drawings and ideas• Explore and replicate the work of Kandinsky• • Explore skills in drawing, painting, collage and sculpture
KS1	<p>Purpose of study Art, craft and design embody some of the highest forms of human creativity.</p> <p>A high-quality art and design education should engage, inspire and challenge pupils, equipping them with the knowledge and skills to experiment, invent and create their own works of art, craft and design. As pupils progress, they should be able to think critically and develop a more rigorous understanding of art and design.</p> <p>They should also know how art and design both reflect and shape our history, and contribute to the culture, creativity and wealth of our nation.</p> <p>Aims</p> <p>The national curriculum for art and design aims to ensure that all pupils:</p> <ul style="list-style-type: none">• produce creative work, exploring their ideas and recording their experiences• become proficient in drawing, painting, sculpture and other art, craft and design techniques

- evaluate and analyse creative works using the language of art, craft and design
- know about great artists, craft makers and designers, and understand the historical and cultural development of their art forms.

Key stage 1

Pupils should be taught:

- to use a range of materials creatively to design and make products
- to use drawing, painting and sculpture to develop and share their ideas, experiences and imagination
- to develop a wide range of art and design techniques in using colour, pattern, texture, line, shape, form and space about the work of a range of artists, craft makers and designers, describing the differences and similarities between different practices and disciplines, and making links to their own work.

We aim to work closely with colleagues at Meadow Infant School to ensure that our curriculum builds on the work undertaken during key stage one and EYFS.

Mapping Coverage Grid - Art & Design

<i>Autumn 1</i>		<i>Spring 1</i>		<i>Summer 1</i>		<i>Art week Focus - Collage</i>	
Year 3	Gestural drawing with charcoal	D T	Cloth, Thread and Paint	D T	Making animated drawings	D T	Working with shape colour
	<p>Enquiry Question: How can charcoal be used to create a sense of drama?</p> <p>Main Focus: Drawing</p> <p>Artist: Laura McKendry</p> <p>Project Outcome: To be able to draw by either</p>		<p>Enquiry Question: How can you combine painting and thread together to make art?</p> <p>Main Focus: Painting</p> <p>Artist: Alice Kettle and Hannah Rae</p> <p>Project Outcome: To combine painting and sewing together to</p>		<p>Enquiry Question: How can you design and create your own sculpture?</p> <p>Main Focus: Sculpture</p> <p>Artist: Rosie Hurley</p> <p>Project Outcome: To be able to create James and the Giant Peach Literacy Garden - assorted construction materials.</p>		<p>Enquiry Question: How was Henri Matisse and Claire Willberg influential in developing collage?</p> <p>Main Focus: Collage</p> <p>Artist: Henri Matisse and Claire Willberg</p>











High Aspirations, Bright Futures

Meadowhead Juniors Primary School



Art Long term Overview

	<p>torchlight or artificial light exploring tone</p> 	<p>make scene from the Lake District based on digital images and drawings.</p> 		<p>Project Outcome: To able to create a collage piece of</p> 
<p>Year 4</p>	<p>Story telling through drawing.</p> <p>Enquiry Question: How can the use of drawing create a story?</p> <p>Main Focus: Drawing</p>	<p>Exploring Still Life</p> <p>Enquiry Question: How can you manipulate clay to create a picture?</p> <p>Main Focus: Painting Artist: Paul Cezanne</p>	<p>Sculpture Structure</p> <p>Enquiry Question: How can you design and create your own sculpture?</p> <p>Main Focus: Sculpture Artist: Nicole Dyer</p>	<p>Exploring Pattern</p> <p>Enquiry Question: Why is it important to use collage to create a repeating pattern?</p> <p>Main Focus: Collage</p>

	<p>Artist: Laura Carlin, Shaun Tan</p> <p>Project Outcome: To be able to create storyboard through drawing.</p> 	<p>Project Outcome: Drawings and paintings developed into to be able to use clay to create a fruit tile.</p> 	<p>Project Outcome: To be able to create a feast using Modroc.</p> 	<p>Artist: Andy Gilmore</p> <p>Project Outcome: To be able to create repeated patterns.</p> 
<p>Year 5</p>	<p>Typography and Maps</p> <p>Enquiry Question: How can you use words to create an image?</p> <p>Main Focus: Typography</p> <p>Artist: Grayson Perry & Paula Scher</p> <p>Project Outcome: To be able to create a typography of our local area.</p>	<p>Inspired by Land and City Scapes</p> <p>Enquiry Question: How can using different mediums create different effects?</p> <p>Main Focus: Painting</p> <p>Artist: Vanessa Gardiner</p> <p>Project Outcome: To be able to create my own cityscape</p>	<p>Architecture -dream big</p> <p>Enquiry Question: How can you design and create your own sculpture?</p> <p>Main Focus: Sculpture</p> <p>Artist: Shoreditch Sketcher</p> <p>Project Outcome: To be able to create Meadowhead Junior School or new addition</p>	<p>Fashion Design</p> <p>Enquiry Question: Where in fashion designing can you use collaging?</p> <p>Main Focus: Collage</p> <p>Artist: Hormazd Narielwalla</p> <p>Project Outcome: To be able to create a 2D or 3D collage.</p>







High Aspirations, Bright Futures

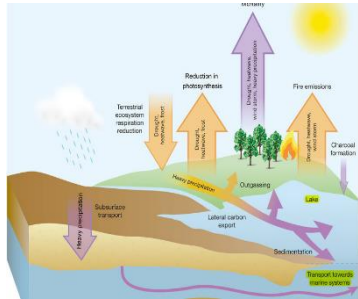
Meadowhead Juniors Primary School



Art Long term Overview

		<p>drawing developed from sketchbook drawings</p> 		
<p>Year 6</p>	<p>2D Drawing to 3D Making</p> <p>Enquiry Question: How can you create a three dimensional object through 2D drawing?</p> <p>Main Focus: Drawing Artist: Claire Harrup</p>	<p>Exploring Identity</p> <p>Enquiry Question: How can you use paint to create a self portrait?</p> <p>Main Focus: Painting Artist: Yinka Shonibare</p>	<p>Take a seat</p> <p>Enquiry Question: How can you design and create your own sculpture?</p> <p>Main Focus: Sculpture Artist: Yinka Ilori</p>	<p>Printmaking and Activism</p> <p>Enquiry Question: How can you use collage to create a portrait?</p> <p>Main Focus: Collage Artist: Hillary Coddington Lewis (local artist)</p>

Project Outcome: To be able to create a sculptural drawing of climate change. On a net or free standing display?



Project Outcome: To be able to create a self portrait



Project Outcome: To create a chair which expresses your personality.



Project Outcome: To use layers to create a portrait by exploring aspects of my identity.

