



Meadowhead
— JUNIOR SCHOOL —



Online Safety Starters and Progression



Non-Negotiables



Must take place at the beginning of every PSHE lesson. (5 minute starter)

Must call it 'Online Safety Starter' –make this explicit to children / make reference to this every week and ensure children understand what / why we are doing it.

Must be short, snappy and to the point – no time to waste!

Must be evidenced– quotes, picture, Q&A, outline of a discussion, Kahoot Scores, polls etc

Should be lead by pupil voice – not just teacher talk.

Show the SMART rules each week



SMART RULES

S

SAFE

Keep safe by being careful not to give out personal information – such as your full name, email address, phone number, home address, photos or school name – to people you are chatting with online.



M

MEETING

Meeting someone you have only been in touch with online can be dangerous. Only do so with your parents' or carers' permission and even then only when they can be present.



A

ACCEPTING

Accepting emails, IM messages, or opening files, pictures or texts from people you don't know or trust can lead to problems – they may contain viruses or nasty messages!



R

RELIABLE

Information you find on the internet may not be true, or someone online may be lying about who they are.



T

TELL

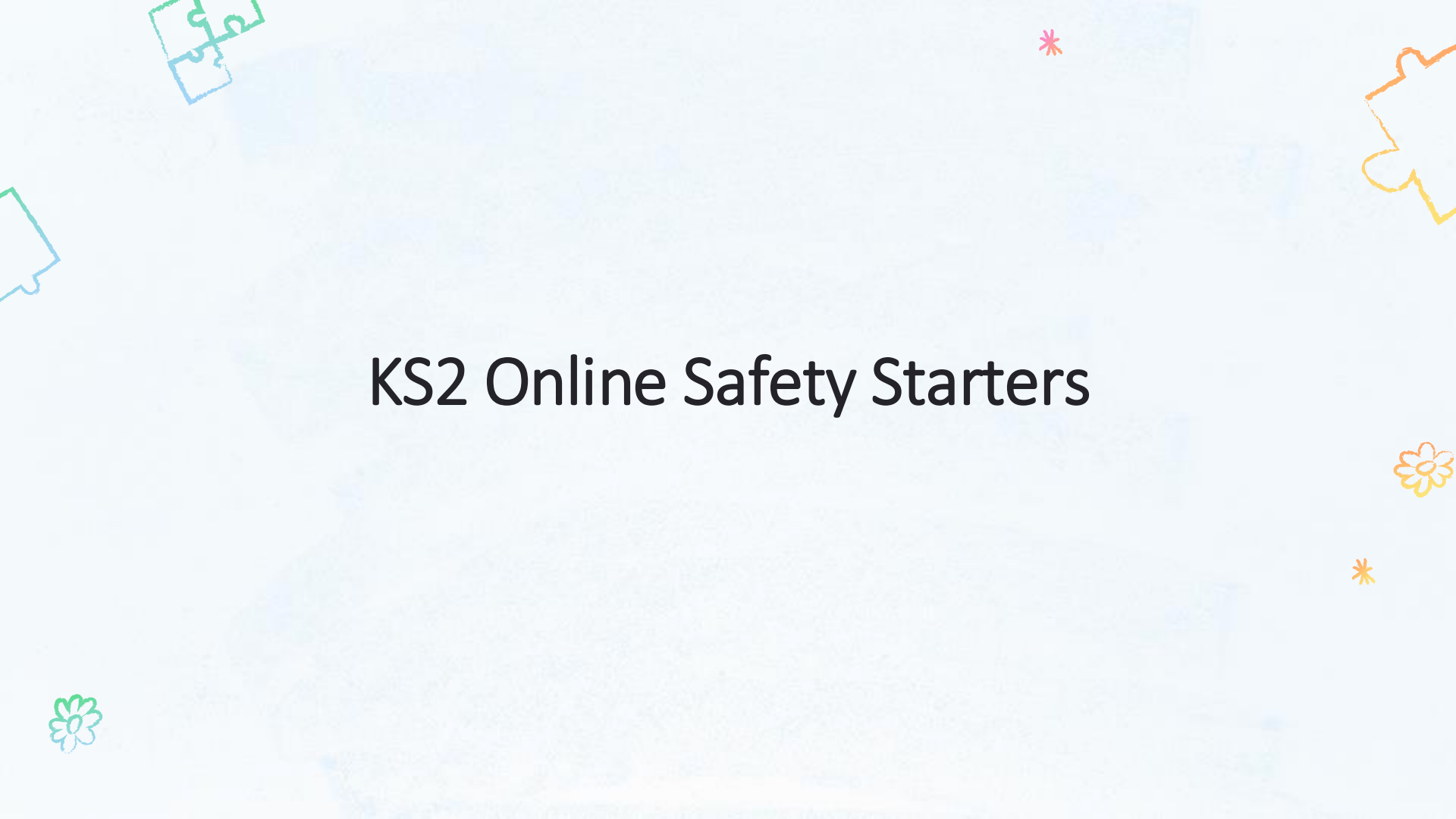
Tell your parent, carer or a trusted adult if someone or something makes you feel uncomfortable or worried, or if you or someone you know is being bullied online.

**THINK
U
KNOW**

You can report online abuse to the police at www.thinkuknow.co.uk




KS2 Online Safety Starters





*
Autumn 1 Starters
FOCUS : How do people behave differently online?

Week 1	What do we mean by being online?
Week 2	What are the benefits and dangers of being online?
Week 3	Who is online? (class polls on apps/gaming used in class)
Week 4	How do people behave differently online? Focus on messages / comments made – would you say it to someone's face? *
Week 5	How do people behave differently online? Focus on fake profiles
Week 6	How do people behave differently online? Keyboard Warriors – comments made



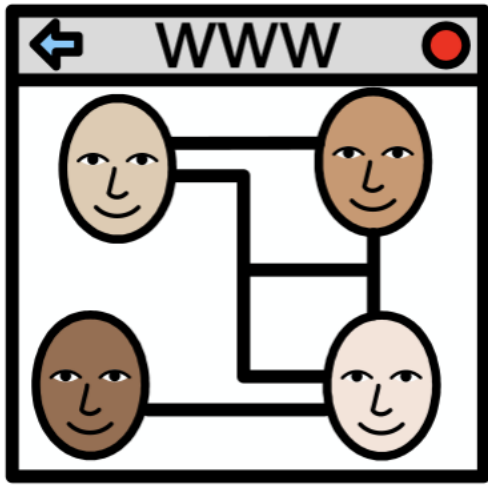


Autumn 2 Starters

FOCUS : Cyber bullying

Week 1	Cyber bullying – what is this? (definition)
Week 2	Cyber bullying - sorting different scenarios of bullying
Week 3	Cyber bullying – how do you behave online? Are you respectful? Are you safe? Are you responsible?
Week 4	Cyber bullying – what is trolling? (comments can't ever be fully deleted)
Week 5	Cyber bullying – what is abuse?
Week 6	Cyber bullying – what is harassment?
Week 7	Cyber bullying – the impact this can have on someone (emotion cards / feelings)



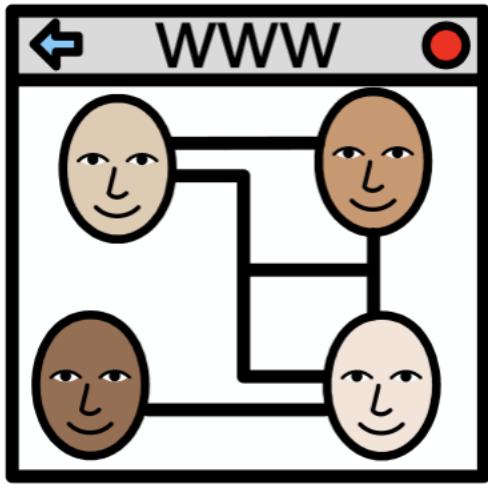


Spring Starters

FOCUS : Social Media and Sharing of Information

Week 1	Social Media – logos
Week 2	Social Media – age restrictions and why these are in place.
Week 3	Social Media – why should your account be private?
Week 4	Social Media – unconscious sharing of information through pictures shared online (uniform, clothing) *
Week 5	Social Media – friends and followers – who should you add?





Spring Starters (continued)
FOCUS : Social Media and Sharing of Information


Week 6	Social Media – direct messages and the dangers
Week 7	Social Media – location sharing dangers
Week 8	Social Media – information sharing – birthdays, initials (eg what is your elf name?)
Week 9	Social Media – who to tell if something happens *
Week 10	Social Media – how to report online incidents








Summer 1 Starters

FOCUS : Online Friendships



Week 1	Online Friendships – is everyone online real?
Week 2	Online Friendships – is everyone online who they say they are?
Week 3	Online Friendships – gaming dangers – do you really know who you are talking to?
Week 4	Online Friendships – online gaming comments. 
Week 5	Online Friendships – being anonymous / hiding behind a profile. 
Week 6	Online Friendships – comments are there forever!
Week 7	Online Friendships – danger scenarios





Summer 2 Starters
FOCUS : Harmful Content & Boundaries

Week 1	What is meant by harmful content / appropriate content?
Week 2	Examples of photos / videos that are inappropriate.
Week 3	Sharing videos and photos – illegal content Comments cannot be deleted.
Week 4	Making harmful comments (typed or spoken on headsets)
Week 5	What would you do if you saw inappropriate content?
Week 6	How to respond / SMART rules

